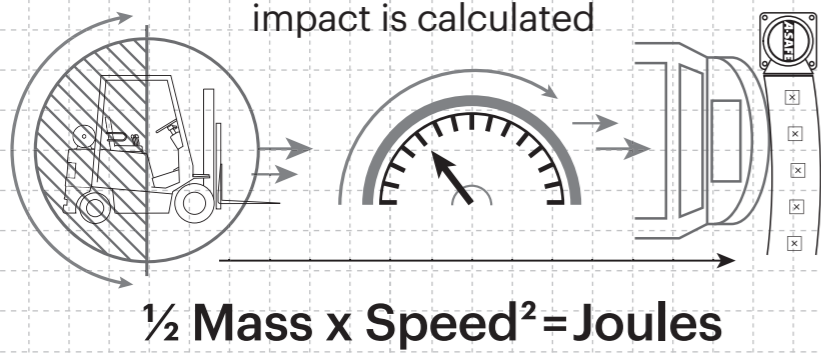


Technical Information

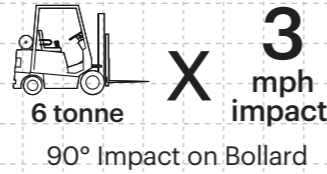
How the energy from a vehicle impact is calculated



Tested Impact Energy

5,400 Joules

Equivalent vehicle and speed



Impact Test

Max Energy (Joules) at 90° **5,400**

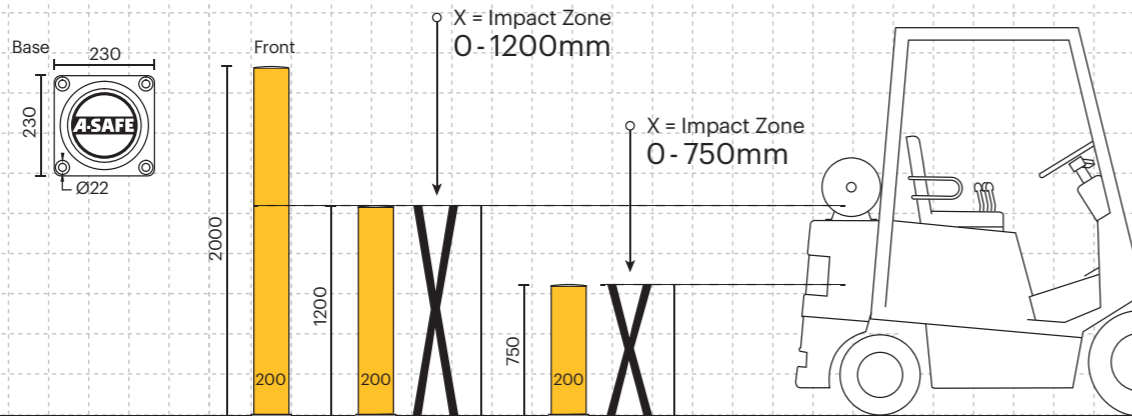
Deflection at Max Energy 15° Lean

Force to Bolt 55kN

Material Properties	MEMAPLEX™
Temperature Range	-10°C to 50°C
Ignition Temperature	370°C to 390°C
Flash Point	350°C to 370°C
Toxicity	Not Hazardous
Chemical Resistance	Excellent - ISO/TR 10358
Weathering Stability (Grey Scale)	5/5*
Light Stability (Blue Wool Scale)	7/8**
Static Rating (Surface Resistivity)	1015 - 1016 Ω
Hygiene Seals	No

* Weathering scale 1 is very poor and 5 is excellent
** Light stability scale 1 is very poor and 8 is excellent

Dimensions (mm)



Bollard Options



Colour Combinations


*Please note that the RAL and PANTONE colours listed are the closest match to standard A-SAFE colours, but may not be exact matches of the actual product colour and should be used for guidance only.



A-SAFE

Est. 1984


Bollard



A-SAFE Bollards are a multi-functional product used extensively in industrial, commercial and public environments.

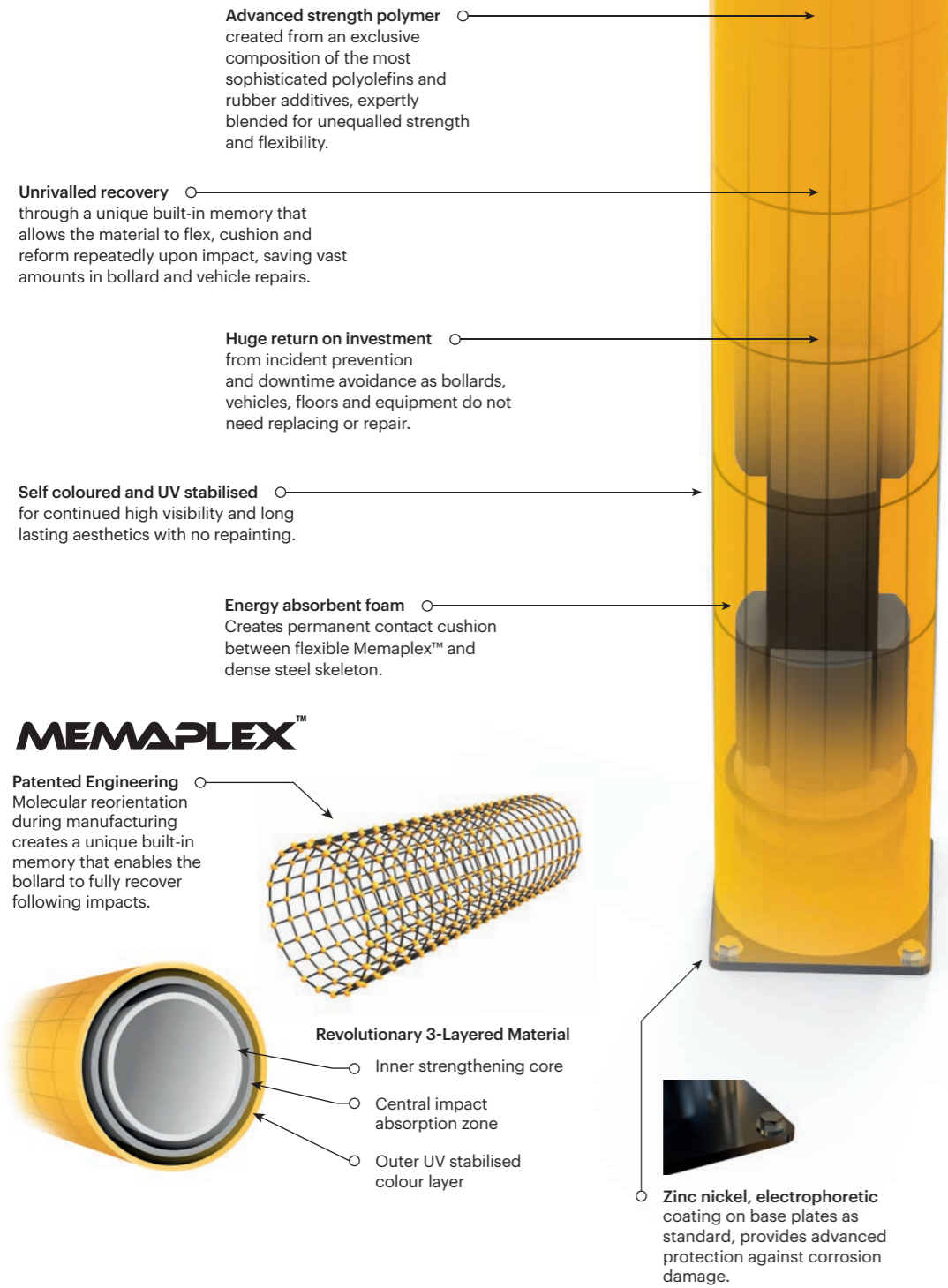
Designed to protect structures and equipment from impact damage, and provide a robust physical presence to prevent access or guide vehicles and pedestrians.

Strong, durable and highly visible, A-SAFE bollards permanently reinforce a driver's attention to safe driving and can also act as guidance along traffic routes.



Engineered for performance

A-SAFE's state of the art products are meticulously engineered to deliver the highest performance. Designed, developed, tested and manufactured in-house at our cutting-edge facility, each unique component is carefully crafted and purpose-built to play a vital role in the product's performance.



ADDITIONAL BASE OPTIONS

Countersunk Bolts	Galvanised Steel	Stainless Steel 316 Standard	Stainless Steel 316 Countersunk
Creates a flat surface, preventing tyre damage where vehicles are in close proximity.	Increased weather resistance for outdoor use and harsh climate environments.	Ultimate performance option, no corrosion or rusting and resistant to powerful cleaning agents. Ideal for hygiene environments.	



Higher level bollards give a strong visual alert for reversing HGV drivers, preventing costly damage to service yard infrastructure.



Ideal for use on vehicle routes with sharp angle turns such as car parks.




Protect vital emergency access routes and equipment, guiding pedestrians safely at evacuation points.



A versatile product that can be used to protect door frames on vehicle routes where impacts are likely to occur.



Allow constant access to frequent-use machinery and equipment, whilst protecting from impact with a high strength visual alert.



Protect infrastructure such as building supports where irregular base fixings are present or access is needed for maintenance.